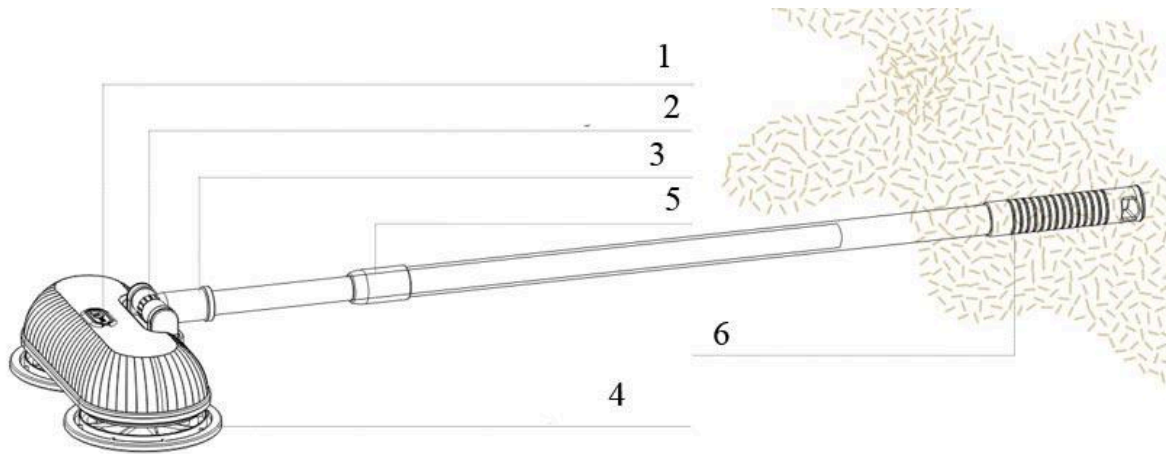



WV-291 Electric Dual-Head Window Cleaner with Extension Pole - White / Sapphire



Product introduction




1. Power button/Indicator light/Charging port
2. 160 degrees host rotation adjustment
3. Threaded secure connection
4. Turntable/Cleaning cloth cover
5. Telescopic rod lock
6. Non-slip handle grip



Tighten clockwise and loosen counter-clockwise to adjust and lock the telescopic rod to the desired length.

Usage steps



1. Press the power button to turn on/off. Red indicator flashes during operation.
2. For dust on the cleaning cloth cover: activate self-cleaning and drying function in a clean water bucket. Remove the cover, wash and air-dry before reuse.
3. 160° angle adjustment available for optimal cleaning. If jamming occurs due to angle adjustment, the device will stop for 3 seconds and then resume working automatically.
4. For heavy oil stains on glass doors and windows, use a cleaning agent. Wipe wet first, then dry to ensure cleaning effect.

FAQ

Q: Is the product waterproof? Is there any leakage?

A: The product is IP66 waterproof and can be soaked at the wiping cloth cover/ rotary table. It is powered by USB and has a safe voltage range of 5v-12v for human health, ensuring absolute safety.

Q: What can machines clean?

A: The telescopic rod is 112cm long and can clean areas such as door and window glass, brick and wood adhesive flooring, kitchen, bathroom, wallpaper, ceiling, etc.

Q: What should I do if glass doors and windows are not cleaned thoroughly?

A: Glass doors and windows left uncleaned for a long time tend to accumulate stubborn oil stains and water droplets. Add a small amount of cleaning agent to the water bucket (do not overuse to avoid excessive foam). Wipe thoroughly with the wet cloth cover, then remove it from the turntable and replace it with a dry one for water absorption wiping. Prepare extra dry cloth covers for large-area cleaning to achieve the best results.